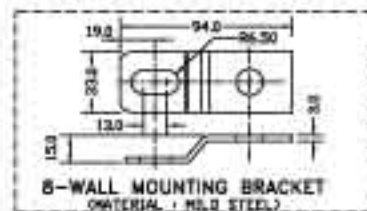
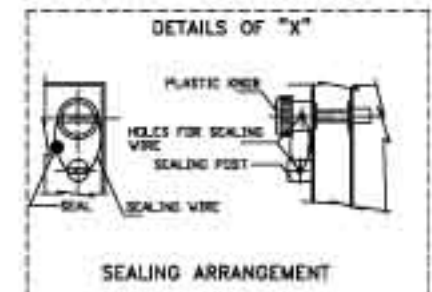
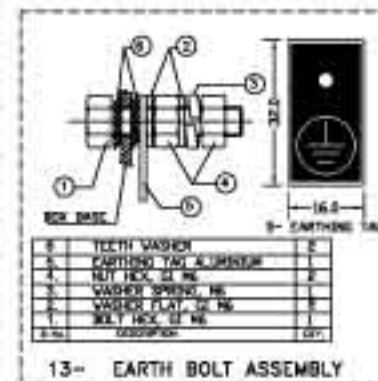


### PART LIST

S.No	DESCRIPTION	QTY.(NOS.)
1	BASE METER BOX	01
2	COVER METER BOX	01
3	BASE - CT BOX	01
4	COVER - CT BOX	01
5	METER	01
6	VIEWING WINDOW (SIZE 160x90mm)	01
7	RESIN CASTED CT (AS PER REQUIRED RATIO)	04
8	WALL MOUNTING BRACKET	04
9	METER MOUNTING PLATE	01
10	CT MOUNTING PLATE	01
11	WINDOW HOOD FOR METER BOX	01
12	GLASS	01
13	EARTH BOLT ASSEMBLY	01
14	PLASTIC KNOBS	04
15	GLAND	08
16	HANDLE	02
17	TEST TERMINAL BLOCK (TTB)	01



### NOTES:-

- 1.) ALL DIMENSIONS ARE IN mm.
- 2.) MATERIAL - C.R. SHEET Thk. 1.6 mm
- 3.) FINISH - POWDER COATING 40-60 microns.  
COLOUR - RAL 7032 (LIGHT SIEMENS GREY) , STRUCTURE FINISH.
- 4.) CUBICAL IN WELDING CONSTRUCTION.
- 5.) THE BOX WILL BE SUPPLIED ALONG WITH THE CONNECTION BETWEEN METER AND CT's.
- 6.) HARDWARE FOR FIXING BOX ON WALL / POLE WILL BE IN SCOPE OF PURCHASER.
- 7.) OVERALL DIMENSIONS TOLERANCE  $\pm 10.0$ mm.
- 8.) THIS DRAWING SHOWS GENERAL ARRANGEMENT AND DIMENSIONS ARE SUBJECT TO CHANGE.

Title: LTCT meter box double door with TTB